

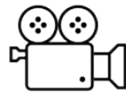
TECH

The SEB of tech employees is comparable to some traditional professions (such as journalism), with 67% coming from professional/managerial backgrounds and 21% having attended independent or fee-paying schools.




SCREEN

Of those working in the screen industries, only 25% come from working class backgrounds, 13 percentage points lower than across all UK industries.



FILM EXHIBITION

In UK film exhibition, over half the sector (56%) come from a more privileged background.



FINANCE

People from higher SEBs are more than twice as likely to be found in senior roles in the financial sector compared with those from lower SEBs



LAW

67% of individuals in the legal profession come from higher SEBs (compared to 37% in the UK workforce as a whole).




REAL ESTATE

A survey of real estate firms revealed a lower proportion of employees from lower SEBs compared to leading accountancy firms, most leading law firms, and government departments.



ARTS

In arts management, 34% have a parent in a higher managerial or professional occupation, compared to 10% of the UK population.



RETAIL

Those from a higher SEB are 1.6 times more likely to be in a professional role in retail compared with someone from a lower SEB.



ENGINEERING

Even in engineering, which is considered more socio-economically diverse than most other sectors, just over one in five (21%) professionals in engineering are from a lower SEB – which is still lower than the workforce as a whole (29%).

